






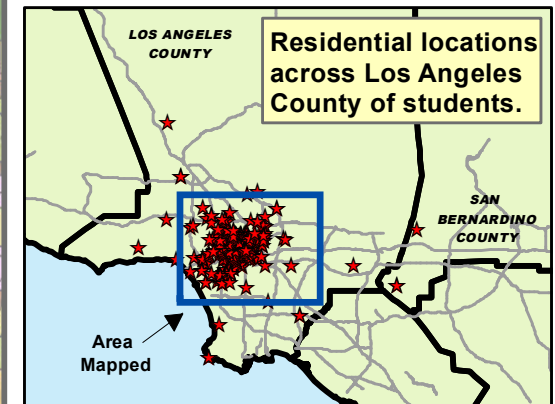


Student Resident Locations and Median Household Income

 Block Groups With Students  Students

Estimated Median Household Income 2011 (Mean \$56,881)

-  Less than \$27,872 (49% or less of Mean)
-  \$27,873 - \$42,604 (50% - 74% of Mean)
-  \$42,605 - \$56,880 (75% - 99% of Mean)
-  \$56,881 - \$71,044 (100% - 124% of Mean)
-  \$71,045 - \$85,265 (125% - 149% of Mean)
-  \$85,266 - \$113,705 (150% - 199% of Mean)
-  \$113,706 - \$200,001 (200% and over of Mean)



2011 estimated Median Household Income from Esri Data and mapped at the U.S. Census Bureau blockgroup level.

